


Asking and giving directions

1. Some vocabulary: read and learn


STRAIGHT /streɪt/

- go straight / straight on
- go ahead
- go straight ahead
- go down the street / Castle Street etc.
- walk along the street / Castle Street etc.
- take Green Street etc.



RIGHT /raɪt/

- go right
- turn right
- turn right **at** the traffic lights
- take the first/second/third turning on the right
- It's **on** the right



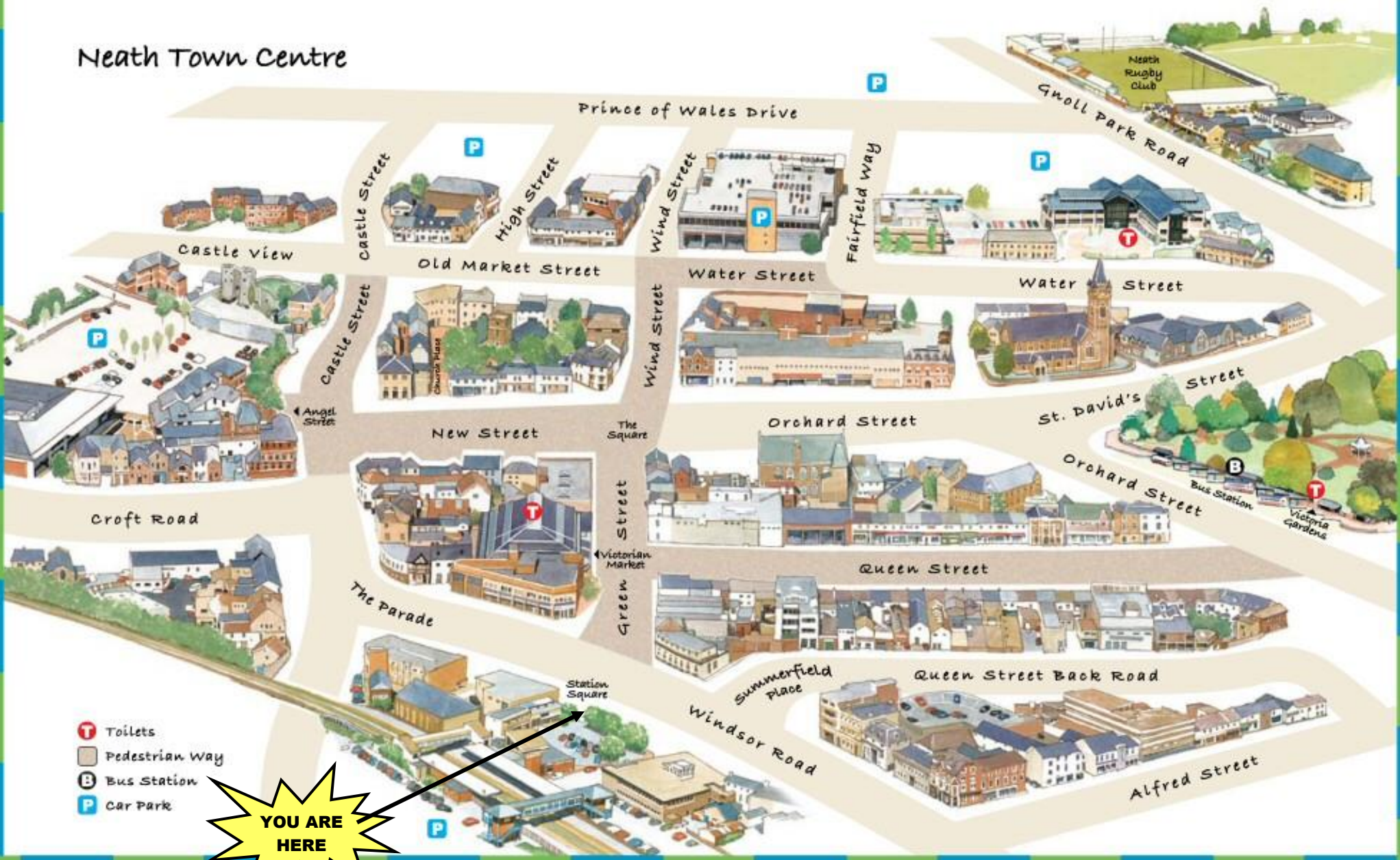
LEFT /left/

- go left
- turn left
- turn left **at** the second street
- take the first/second/third turning on the left
- It's **on** the left

2. Observe the map of Neath in Wales (UK) and locate the following places

- Station Square
- The Victorian Market (an indoor market of 1837)
- Castle Street and the castle (an ancient Norman castle)
- Victoria Gardens
- The bus station
- St. David's Street and the church
- The toilets
- Neath Rugby Club
- The car parks

Neath Town Centre



- T Toilets
- Pedestrian Way
- B Bus Station
- P Car Park

YOU ARE HERE

3. Read the dialogues and draw the route on the map The speakers are in Station Square

Dialogue 1

Tourist: Excuse me! Where is **the castle**?

Eddy: Go down Green Street.

Turn left.

Turn right.

The castle is on the left.

Tourist: Thank you very much!

Eddy: You're welcome.

Dialogue 2

Tourist: Excuse me! Can/Could you tell me the way to **the bus station**, please?

Frances: Sure! Go down Green Street.

Turn right.

Go straight.

At the end of the road, turn left.

The bus station is immediately on your right.

Tourist: Thank you very much.

Frances: You're welcome.

Dialogue 3

Tourist: Excuse me! Can/Could you please tell me the way to **the Rugby Club**?

Frances: Sure!

Go down Green Street and take the second turning on the right.

Go straight.

Take the second turning on the left.

Go straight.

It's on your right.

Tourist: Thank you very much.

Frances: You're welcome.

4. Pair work - Practise and write

Dialogue 4

Person A is a tourist asking how to go **Victoria Gardens**.

Person B is a local person explaining the route.

Dialogue 5

Person A is a local person explaining the route.

Person B is a tourist asking about **the toilets**.

Dialogue 6

Person A is a tourist asking about **a car park**.

Person B is a local person explaining the route.

Note

Map from www.npt.gov.uk